

Pecyn

Tric

a Chlic

cam 1
Glas




step 1
Blue

Seiniau llythrennau

Letter sounds

th - <u>th</u> ing
n - <u>n</u> ight
b - <u>b</u> at
g - <u>g</u> et
w - <u>w</u> et
l - <u>l</u> orry
o - <u>o</u> range
s - <u>s</u> lide



cam 1
Melyn




step 1
Yellow

Seiniau llythrennau

Letter sounds

m - <u>m</u> onkey
a - <u>a</u> pple
p - <u>p</u> ot
h - <u>h</u> op
t - <u>t</u> eddy
e - <u>e</u> lephant
c - <u>c</u> ar
r - <u>r</u> ocket
y - <u>y</u> umbrella



cam 1
Pinc



step 1
Pink

Seiniau llythrennau

Letter sounds

j - <u>j</u> am
f - <u>f</u> an
dd - <u>th</u> at
ff - <u>f</u> ee <u>t</u>
rh - <u>h</u>



cam 1
Gwyrdd



step 1
Green

Seiniau llythrennau

Letter sounds

ch - <u>l</u> och
d - <u>d</u> ad
i - <u>i</u> nk
ll - <u>l</u>
u - <u>u</u> nk



cam 1
Melyn






step 1
Yellow

Gêm lluniau a bocsys

Gofynnwch i'r plentyn ddewis llun.
Yna y plentyn i gofnodi'r gair yn y bocsys,
un llythyren mewn un boc.

Pictures and boxes

Ask the child to choose a picture.
Ask the child to write the word in the
boxes, one letter per box.



--	--	--

--	--	--

--	--	--

--	--	--

cam 1
Melyn



step 1
Yellow


Ad-drefnu brawddegau

Torrwch y frawddeg yn eiriau.
Gofynnwch i'r plentyn ad-drefnu'r geiriau
ac yna i ddarllen y frawddeg. Cofiwch am yr
atalnod llawn.

Re-arrange the sentences

Cut out the sentence into words.
Ask the child to re-arrange the words and
then read the sentence. Remember the full
stop.

Mae	mat	yn	y	car	.
Mae	het	yn	y	car	.
Mae	mam	yn	y	car	.
Mae	map	yn	y	car	.



cam 1
Glas



step 1
Blue

Ble mae'r gath?

Where's the cat?

Torrwch y cardiau.
Unwch y lluniau a'r brawddegau cywir.

Cut out the cards.
Join the pictures with the correct sentences.




Roedd y gath ar ben y wal.

Roedd y gath ar ben y bws.

Roedd y gath ar ben y twb.

Roedd y gath ar ben yr het.



cam 1
Glas



step 1
Blue

Bingo 1

Chwilio am y llythrennau.



Bingo 1

Find the letters.



Bingo
glas

th	b	w	s	g
n	g	l	o	th



Bingo
glas

l	b	s	o	th
w	th	l	g	n

cam 1
Glas



step 1
Blue

Bingo 2


Chwilio am y llythrennau.



Bingo 2


Find the letters.

Bingo
glas



l	b	s	o	th
th	b	w	s	g

Bingo
glas



s	g	th	o	b
n	th	b	w	s

cam 1
Pinc

Tric a Chlic

step 1
Pink

Beth sydd yn y bag?

Torrwch y lluniau a'r cardiau.
Darllenwch y gair/geiriau ac yna
chwiliwch am y llun.

What's in the bag?

Cut out both pictures and cards.
Read the word/words, then find the picture.



Hefyd, gallwch ofyn i'r plentyn
ysgrifennu'r gair/geiriau o dan bob llun
neu defnyddiwch y cardiau llythrennau.

Also, you could ask your child to write the
word/words under each picture or use the
letter cards.

cam 1
Pinc







step 1
Pink

Holi yn y cartref

Wyt ti'n hoffi ...? ✓ neu ✕

Ask at home

Do you like ...? ✓ or ✕

Enw	 pys	 jam	 cig moch	 sudd oren



Canolfan
Peniarth

Testun gan Eirian Lloyd Jones. Cyhoeddwyd yn 2013 gan Canolfan Peniarth.

cam 1
Gwyrdd

Tric a Chlic

step 1
Green


Ble mae'r ... ?

Torrwch y lluniau a'r cwestiynau.
Gofynnwch i'r plentyn ddewis cwestiwn,
chwilio am y llun ac yna ateb ar lafar neu'n
ysgrifenedig.


Where is the ... ?

Cut out the pictures and the questions.
Ask your child to choose a question, find
the picture and answer the question
orally or in written form.


Ble mae'r moch?




Ble mae'r cwch?



Ble mae'r het?



Ble mae'r car?




cam 1
Gwyrdd



step 1
Green

Chwarae rôl 2

Cymerwch gerdyn a gofynnwch am ...



Role play 2

Take a card and ask for ...

... os gwelwch yn dda?



cam 1
Gwyrdd

Tric a Chlic

step 1
Green

Chwarae rôl 1

Ga i'r ... ?
Torrwch y cardiau isod.



Role play 1

Can I have ... ?
Cut out the cards below.

